

185Power




185 MM BUSBAR SYSTEM

185Power

Powerful system solution with 185 mm busbar spacing

The 185Power busbar system by Wöhner is a modular system for low-voltage power distribution. All the components – NH in-line fuse-switch-disconnectors and in-line NH switch-disconnector-fuses, connection rails, connection modules and EQUES® adapters – fit together perfectly. The NH switch-disconnector-fuse is a particular highlight. This version, with the “Speed” suffix, allows reliable and operator-independent switching. When integrating circuit breakers into the system, EQUES® adapters are available for all commercially available circuit breakers for currents

from 400 A up to 1600 A. The 185Power system offers a wide range of options for integrating current transformers quickly and easily. Retrofitting is possible without additional space requirements. The 185Power allows the user to quickly realise cost-efficient low-voltage distribution systems. The modular structure and compatibility of the components contribute to efficient use of space within the cabinet. Systems based on the 185Power can easily be expanded or modified.





Busbars 185Power

- 30, 40, 60, 80, 100, 120 x 10 mm
- tin-plated versions
- proven load current capacity
- proven short-circuit capacity



Busbar support 185Power

- Busbar support for easy and safe construction of systems with 185 mm distance between busbar centres.
- can be aligned on busbars 30, 40, 60, 80, 100, 120 x 10
 - end and centre cover as accessories



CrossLink® 185Power covering system

- In the 185Power system the CrossLink® 185Power covering modules, base plate profile and busbar support cover provide optimal all-around touch-safe protection for the busbar system.
- 50 mm and 100 mm width versions
 - reliable connection to each other and to the middle and end cover




CRITO®185Power connection module

- The compact connection up to 500 A with complete touch-safe protection allows a space-saving arrangement on top of each other.
- V-box terminal for connection of cross-sections 70 - 240 mm²
 - mounting on the CrossLink® touch-safe protection modules or direct on the busbar



CRITO®185Power connection module

- Modules for direct connection of cables and flexible copper.
- versions with box terminal, for cable lugs and flat copper up to 80 x 10
 - connection top/bottom
 - mounting on the CrossLink® touch-safe protection modules or directly on the busbar



CRITO®185Power connection rail

- The connection rails allow the convenient connection of round and flat conductors as well as cable lugs.
- rated current: 800 A or 1400 A
 - equipment width 100 mm
 - mounting with terminal clamps on the CrossLink® touch-safe protection modules
 - optional screw mounting
 - current transformer installation without requiring additional space



QUADRON® 185Power

- Available in sizes 00 to 3, the NH in-line switch-disconnectors allow quick, easy and safe mounting.
- mounting with terminal clamps on CrossLink® touch-safe protection modules or bolt mounting
 - current transformer installation without requiring additional space
 - innovative ventilation duct



QUADRON® 185Power Speed

- These NH in-line switch-disconnector-fuses in sizes 00 to 3 allow operator-independent switching.
- snap-action switch mechanism with double break
 - safer fuse technology
 - faster and safer mounting with terminal clamp and insulated screw extension
 - current transformer installation without requiring additional space



EQUES®185Power adapter

- The universal busbar adapters for fast and compact mounting of commercially available circuit-breakers.
- rated current: 400 A, 630 A
 - equipment width 150 mm
 - fast and safe mounting with clamp terminals on the CrossLink® touch-safe protection modules
 - optional screw mounting
 - current transformer installation without requiring additional space




EQUES®185Power adapter

- The busbar adapters are used for fast and simple installation of all commercially available circuit-breakers.
- rated current: 630 A - 1600 A
 - equipment width 300 mm
 - fast and safe mounting with clamp terminals on the CrossLink® touch-safe protection modules
 - optional screw mounting
 - current transformer installation without requiring additional space

185Power CrossLink® Technology - Busbar systems

3-pole systems



Busbar support and CrossLink® busbar support cover

Article	Type	Pack size	Weight kg/100 u.	PG	Part No.
universal busbar support	for undrilled flat bars 30, 40, 60, 80, 100, 120 x 10	4	50.0	06	01430
end cover for busbar support 01430	set for one left and one right busbar support	1	39.0	06	01431
centre cover for busbar support 01430	when using the busbar support as a centre support	2	17.0	06	01432

additional busbar supports for drilled busbars and section busbars can be found at www.woehner.com

Copper busbar and busbar cover

Article	Type	Crosssection mm²	Pack size	Weight kg/100 u.	PG	Part No.
busbar 30 x 10	length 2.40 m, tinned	300	1	643.2	06	01625
busbar 40 x 10	length 2.40 m, tinned	400	1	856.8	06	01626
busbar 60 x 10	length 2.40 m, tinned	600	1	1294.0	06	01628
busbar 80 x 10	length 2.40 m, tinned	800	1	1728.0	06	01765
busbar 100 x 10	length 2.40 m, tinned	1000	1	2174.0	06	01766
busbar 120 x 10	length 2.40 m, tinned	1200	1	2572.8	06	01767
busbar cover	for 12 - 30 x 10 busbar, 1 m long		10	10.1	06	01245
busbar cover	for 40 - 60 x 10 busbars, 1m long		5	17.6	06	01251

partial lengths on request

CrossLink®185Power - system cover at front

CrossLink® touch-safe protection cover module	50 mm wide	8	16.0	06	01433
CrossLink® touch-safe protection cover module	100 mm wide	4	34.0	06	01434
front cover IP40	for CrossLink® covers	3	3.0	06	01435
completion section	499 mm long	2	5.6	06	01440
completion section	649 mm long	2	7.6	06	01444

the lengths of the completion sections are matched to the lengths of the rear system shrouding; completion section, length 499 mm, suitable for 01420; completion section, length 649 mm, suitable for 01436

CrossLink®185Power - system cover at rear

system shrouding, rear	* set for busbar support distance 550 mm (centre to centre)	1	91.3	06	01420
system shrouding, rear	* set for busbar support distance 700 mm (centre to centre)	1	110.0	06	01436
spacer	** set, suitable for 01430	1	13.1	06	01421

* eight spacers are included with the system partitioning

** set consisting of 4 distance pieces, as an accessory when using a centre bar with system partitioning

Busbar connecting terminal, for same-size busbars

longitudinal busbar connector	40 mm	3	48.0	07	01480
longitudinal busbar connector	60 mm	3	72.0	07	01481
touch-safe protection shroud for longitudinal connectors	3-pole, front and rear mounting, cover width 100 mm	1	29.5	06	01482
touch-safe protection shroud for longitudinal connectors	3-pole, front and rear mounting, cover width 150 mm	1	45.0	06	01416

one longitudinal busbar connecting terminal 01480 is required for the connection of 30 x 10 busbars; two longitudinal busbar connecting terminals 01480 are required for the connection of 80 x 10 busbars; one longitudinal busbar connecting terminal 01480 and 01481 each is required for the connection of 100 x 10 busbars; two longitudinal busbar connecting terminals 01481 are required for the connection of 120 x 10 busbars

system mounting instruction: www.woehner.com/en/products/01430.html



UL certificate

wöhner

CRITO®185Power CrossLink® - Connection technology

1-pole and 3-pole



Connection rail, 3-pole, screw connection

Article	Type	Rated current	Width	Pack size	Weight kg/100 u.	PG	Part No.
screw M12	* 3-pole	800 A	100	1	484.0	07	01438
for 3 cable lugs 300mm² (offset arrangement), **	3-pole	1400 A		1	1050.0	07	01439
for 4 cable lugs 240 mm² or lam. Cu 80 x 10							

terminal clamps required for drill-free mounting with and without CrossLink® touch-safe protection cover

* current transformer can be integrated into connection rail

** current carrying capacity 1400 A with screw connection, 1200 A with terminal clamp connection, see product description at www.woehner.com

Terminal clamp, for drill-free mounting on the busbar system

Article	Type	Size	Pack size	Weight kg/100 u.	PG	Part No.
CrossLink® terminal clamp	for busbar systems with CrossLink® touch-safe protection	1 - 3	3	15.0	12	33738
terminal clamp	for busbar systems without system covers		3	10.0	12	33740

Current transformer module, with terminal compartment cover, for connection rail 800 A

Article	Type	Size	Pack size	Weight kg/100 u.	PG	Part No.
universal current transformer module	for mounting in the connection compartment	1 - 3	1	170.0	18	33776

for matching transformer see page 4.20

Current transformer (can be integrated), with terminal

Article	Accuracy class	Rated apparent power	Size	Pack size	Weight kg/100 u.	PG	Part No.
current transformer 800 A / 5 A	1	2.50 VA	1 - 3	1	13.5	23	37217
current transformer 910 A / 5 A				1	13.5	23	37218
current transformer 800 A / 5 A	0.5			1	13.5	23	37224
current transformer 910 A / 5 A				1	13.5	23	37225

further current transformers in other accuracy classes or with declaration of conformity see chapter 7 "Accessories"



Connection modul, 1-pole, CrossLink® clamp connection for drill-free mounting on the busbar system

connection module with cover	for direct cable connection, Cu / Al up to 240 mm²	42	3	35.0	07	01423
connection module	for direct cable connection, with 2 box terminals 300 mm²	98	1	133.0	07	01441
connection module	for lam. Cu max. 2x 80 x 10	98	1	94.5	07	01442
connection module	for 4 cable lugs M12	98	1	165.0	07	01443

Cover cap, for connection module 98 mm wide, 1-pole

cover cap incl. rear touch protection cover		130	1	28.0	07	01437
---	--	-----	---	------	----	-------

all devices can be mounted directly on busbars 30, 40, 60, 80, 100, 120 x 10



wöhner

New product

Accessories → 7.3

UL certificate

EQUES® 185Power CrossLink® - Busbar adapters 630 A

universal version



Busbar adapter, 630 A, clamp connection for drill-free mounting on the busbar system with and without CrossLink® 185Power touch-safe protection module

Type	Rated current	Pack size	Weight kg/100 u.	PG	Part No.
connection at top, CrossLink® clamp connection	*	1	590.0	05	32741
connection at bottom, CrossLink® clamp connection	*	1	700.0	05	32745

* for rated currents see product description at www.woehner.com



Busbar adapter, 630 A, clamp connection for drill-free mounting on the busbar system, flat installation situation

Type	Rated current	Pack size	Weight kg/100 u.	PG	Part No.
connection at top, flat clamp connection	*	1	640.0	05	32742
connection at bottom, flat clamp connection	*	1	700.0	05	32746

when installing the adapter incl. circuit breaker, the same installation depth (150 mm supporting edge) is possible as with NH in-line fuse-switch-disconnector
* for rated currents see product description at www.woehner.com

Busbar adapter, 630 A, screw connection M8 for drilled busbars

Type	Rated current	Pack size	Weight kg/100 u.	PG	Part No.
connection at top / bottom, screw connection	*	1	620.0	05	32743

* for rated currents see product description at www.woehner.com



Current transformer, with terminals

Type	Accuracy class	Rated apparent power	Pack size	Weight kg/100 u.	PG	Part No.
current transformer 200 A / 5 A	1	2.50 VA	1	13.5	23	37212
current transformer 250 A / 5 A			1	13.5	23	37213
current transformer 400 A / 5 A			1	13.5	23	37214
current transformer 500 A / 5 A			1	13.5	23	37215
current transformer 600 A / 5 A			1	13.5	23	37216
current transformer 200 A / 5 A	0.5	2.50 VA	1	13.5	23	37219
current transformer 250 A / 5 A			1	13.5	23	37220
current transformer 400 A / 5 A			1	13.5	23	37221
current transformer 500 A / 5 A			1	13.5	23	37222
current transformer 600 A / 5 A			1	13.5	23	37223

Current transformer with accuracy class 0.5s with declaration of conformity on request

Accessories


Article	Pack size	Weight kg/100 u.	PG	Part No.	
fixing clip for current transformer	*	3	0.5	23	37900

* for mounting at busbars and in adapters 630 A



EQUES® 185Power CrossLink® - Busbar adapters 1600 A

aligned to switchgear



Busbar adapter 1600 A, connection to the system at the top, clamp connection for drill-free mounting on the busbar system with and without CrossLink® 185Power touch-safe protection module

ABB

Type	Rated current	Pack size	Weight kg/100 u.	PG	Part No.
ABB Tmax T6, T7 (800 A), Emax E2 (800 A), Siemens 3VA27 (800 A)	800 A	1	2120.0	05	32767
ABB Tmax T7 (1000 A), Emax E2 (1000 A), Siemens 3VA27 (1000 A)	1000 A	1	2100.0	05	32766
ABB Tmax T7 (1250 A), Emax E2 (1250 A), Siemens 3VA27 (1250 A)	1250 A	1	3010.0	05	32765
ABB Tmax T7 (1600 A), Emax E2 (1600 A), Siemens 3VA27 (1600 A)	1320 A	1	3150.0	05	32807

for rated currents see product description at www.woehner.com

Eaton

Eaton NZM4 (630 A, 800 A, 1000 A)	1000 A	1	2300.0	05	32763
Eaton NZM4 (1250 A)	1250 A	1	2900.0	05	32762
Eaton NZM4 (1600 A), Siemens 3VL8 (1600 A)	1440 A	1	3060.0	05	32761

for rated currents see product description at www.woehner.com

Schneider Electric

Schneider Electric NS630B, NS800, NS1000	1000 A	1	2620.0	05	32758
Schneider Electric NS1250	1250 A	1	3000.0	05	32757
Schneider Electric NS1600	1450 A	1	3100.0	05	32756

for rated currents see product description at www.woehner.com

Siemens

Eaton NZM4 (1600 A), Siemens 3VL8 (1600 A)	1440 A	1	3060.0	05	32761
Siemens 3VL5 (630 A)	630 A	1	2100.0	05	32769
Siemens 3VL6 (630 A, 800 A)	720 A	1	1950.0	05	32754
Siemens 3VL7 (1000 A)	1000 A	1	2200.0	05	32755
Siemens 3VL7 (1250 A)	1150 A	1	2850.0	05	32753
Siemens 3VA25 (630 A, 800 A, 1000 A)	1000 A	1	2200.0	05	32707
ABB Tmax T6, T7 (800 A), Emax E2 (800 A), Siemens 3VA27 (800 A)	800 A	1	2120.0	05	32767
ABB Tmax T7 (1000 A), Emax E2 (1000 A), Siemens 3VA27 (1000 A)	1000 A	1	2100.0	05	32766
ABB Tmax T7 (1250 A), Emax E2 (1250 A), Siemens 3VA27 (1250 A)	1250 A	1	3010.0	05	32765
ABB Tmax T7 (1600 A), Emax E2 (1600 A), Siemens 3VA27 (1600 A)	1320 A	1	3150.0	05	32807

for rated currents see product description at www.woehner.com

Socomec

Socomec Sirco 1250 A (Socomec-Nr. 26003U21), Sirco 1600 A (Socomec-Nr. 26003U61)	1550 A	1	3350.0	05	32752
--	--------	---	--------	----	-------

for rated currents see product description at www.woehner.com

all devices can be mounted directly on busbars 30, 40, 60, 80, 100, 120 x 10
for further information on current carrying capacity, see product specifications at www.woehner.com



EQUES® 185Power CrossLink® - Busbar adapters 1600 A

aligned to switchgear



Busbar adapter 1600 A, connection to the system at the bottom, clamp connection for drill-free mounting on the busbar system with and without **CrossLink® 185Power** touch-safe protection module

ABB

Type	Rated current	Pack size	Weight kg/100 u.	PG	Part No.
ABB Tmax T6, T7 (800 A), Emax E2 (800 A), Siemens 3VA27 (800 A)	800 A	1	2300.0	05	32730
ABB Tmax T7 (1000 A), Emax E2 (1000 A), Siemens 3VA27 (1000 A)	1000 A	1	2300.0	05	32729
ABB Tmax T7 (1250 A), Emax E2 (1250 A), Siemens 3VA27 (1250 A)	1220 A	1	3028.0	05	32726
ABB Tmax T7 (1600 A), Emax E2 (1600 A), Siemens 3VA27 (1600 A)	1320 A	1	3100.0	05	32797

for rated currents see product description at www.woehner.com

Eaton

Eaton NZM4 (630 A, 800 A, 1000 A)	1000 A	1	2400.0	05	32733
Eaton NZM4 (1250 A)	1200 A	1	3180.0	05	32732
Eaton NZM4 (1600 A), Siemens 3VL8 (1600 A)	1400 A	1	2800.0	05	32731

for rated currents see product description at www.woehner.com

Schneider Electric

Schneider Electric NS630B, NS800, NS1000	900 A	1	2400.0	05	32747
Schneider Electric NS1250	1200 A	1	3200.0	05	32737
Schneider Electric NS1600	1400 A	1	3350.0	05	32734

for rated currents see product description at www.woehner.com

Siemens

Eaton NZM4 (1600 A), Siemens 3VL8 (1600 A)	1400 A	1	2800.0	05	32731
Siemens 3VL5 (630 A)	630 A	1	2150.0	05	32796
Siemens 3VL6 (630 A, 800 A)	650 A	1	2350.0	05	32795
Siemens 3VL7 (1000 A)	1000 A	1	2200.0	05	32783
Siemens 3VL7 (1250 A)	1150 A	1	3100.0	05	32771
Siemens 3VA25 (630 A, 800 A, 1000 A)	1000 A	1	2200.0	05	32708
ABB Tmax T6, T7 (800 A), Emax E2 (800 A), Siemens 3VA27 (800 A)	800 A	1	2300.0	05	32730
ABB Tmax T7 (1000 A), Emax E2 (1000 A), Siemens 3VA27 (1000 A)	1000 A	1	2300.0	05	32729
ABB Tmax T7 (1250 A), Emax E2 (1250 A), Siemens 3VA27 (1250 A)	1220 A	1	3028.0	05	32726
ABB Tmax T7 (1600 A), Emax E2 (1600 A), Siemens 3VA27 (1600 A)	1320 A	1	3100.0	05	32797

for rated currents see product description at www.woehner.com

Socomec

Socomec Sirco 1250 A (Socomec-Nr. 26003U21), Sirco 1600 A (Socomec-Nr. 26003U61)	1500 A	1	3350.0	05	32764
--	--------	---	--------	----	-------

for rated currents see product description at www.woehner.com

all devices can be mounted directly on busbars 30, 40, 60, 80, 100, 120 x 10
for further information on current carrying capacity, see product specifications at www.woehner.com



EQUES® 185Power - Busbar adapters 1600 A

aligned to switchgear



Busbar adapter 1600 A, connection to the system at the top / bottom, screw connection M12 for drilled busbars

ABB

Type	Rated current	Pack size	Weight kg/100 u.	PG	Part No.
ABB Tmax T6, T7 (800 A), Emax E2 (800 A), Siemens 3VA27 (800 A)	800 A	1	2150.0	05	32786
ABB Tmax T7 (1000 A), Emax E2 (1000 A), Siemens 3VA27 (1000 A)	1000 A	1	2620.0	05	32785
ABB Tmax T7 (1250 A), Emax E2 (1250 A), Siemens 3VA27 (1250 A)	1220 A	1	2800.0	05	32784
ABB Tmax T7 (1600 A), Emax E2 (1600 A), Siemens 3VA27 (1600 A)	1320 A	1	2950.0	05	32808

for rated currents see product description at www.woehner.com

Eaton

Eaton NZM4 (630 A, 800 A, 1000 A)	1000 A	1	2200.0	05	32779
Eaton NZM4 (1250 A)	1200 A	1	2600.0	05	32781
Eaton NZM4 (1600 A), Siemens 3VL8 (1600 A)	1400 A	1	2950.0	05	32780

for rated currents see product description at www.woehner.com

Legrand

GE FK1600, Legrand DPX ³ 1600	* 1440 A	1	2950.0	05	32809
--	----------	---	--------	----	-------

for rated currents see product description at www.woehner.com

*only connection to system at the top possible

Schneider Electric

Schneider Electric NS630B, NS800, NS1000	900 A	1	2200.0	05	32777
Schneider Electric NS1250	1200 A	1	2900.0	05	32776
Schneider Electric NS1600	1400 A	1	3010.0	05	32775

for rated currents see product description at www.woehner.com

Siemens

Eaton NZM4 (1600 A), Siemens 3VL8 (1600 A)	1400 A	1	2950.0	05	32780
Siemens 3VL6 (630 A, 800 A)	650 A	1	2080.0	05	32774
Siemens 3VL5 (630 A)	630 A	1	2000.0	05	32770
Siemens 3VL7 (1000 A)	1000 A	1	2800.0	05	32773
Siemens 3VL7 (1250 A)	1150 A	1	2800.0	05	32772
Siemens 3VA25 (630 A, 800 A, 1000 A)	1000 A	1	2800.0	05	32709
ABB Tmax T6, T7 (800 A), Emax E2 (800 A), Siemens 3VA27 (800 A)	800 A	1	2150.0	05	32786
ABB Tmax T7 (1000 A), Emax E2 (1000 A), Siemens 3VA27 (1000 A)	1000 A	1	2620.0	05	32785
ABB Tmax T7 (1250 A), Emax E2 (1250 A), Siemens 3VA27 (1250 A)	1220 A	1	2800.0	05	32784
ABB Tmax T7 (1600 A), Emax E2 (1600 A), Siemens 3VA27 (1600 A)	1320 A	1	2950.0	05	32808

for rated currents see product description at www.woehner.com

all devices can be mounted directly on busbars 30, 40, 60, 80, 100, 120 x 10
for further information on current carrying capacity, see product specifications at www.woehner.com



EQUES® 185Power CrossLink® - Busbar adapters 1600 A

aligned to switchgear



Busbar adapter 1600 A, connection to the system at the bottom, phase rotation, clamp connection for drill-free mounting on the busbar system with and without **CrossLink®185Power** touch-safe protection module

ABB

Type	Rated current	Pack size	Weight kg/100 u.	PG	Part No.
ABB Tmax T7 (1250 A), Emax E2 (1250 A), Siemens 3VA27 (1250 A)	1220 A	1	3000.0	05	32723
ABB Tmax T7 (1600 A), Emax E2 (1600 A), Siemens 3VA27 (1600 A)	1320 A	1	3230.0	05	32722

for rated currents see product description at www.woehner.com

Eaton

Eaton NZM4 (1250 A)	1200 A	1	3200.0	05	32788
Eaton NZM4 (1600 A)	1400 A	1	3300.0	05	32787

for rated currents see product description at www.woehner.com

Schneider Electric

Schneider Electric NS1250	1200 A	1	3000.0	05	32719
Schneider Electric NS1600	1400 A	1	3230.0	05	32718

for rated currents see product description at www.woehner.com

Siemens

Siemens 3VL7 (1250 A)	1150 A	1	3222.0	05	32739
Siemens 3VL8 (1600 A)	1320 A	1	3432.0	05	32738
ABB Tmax T7 (1250 A), Emax E2 (1250 A), Siemens 3VA27 (1250 A)	1220 A	1	3000.0	05	32723
ABB Tmax T7 (1600 A), Emax E2 (1600 A), Siemens 3VA27 (1600 A)	1320 A	1	3230.0	05	32722

for rated currents see product description at www.woehner.com

all devices can be mounted directly on busbars 30, 40, 60, 80, 100, 120 x 10
for further information on current carrying capacity, see product specifications at www.woehner.com



EQUES® 185Power - Busbar adapters 1600 A

aligned to switchgear



Busbar adapter 1600 A, connection to the system at bottom, phase rotation, screw connection **M12** for drilled busbars

ABB

Type	Rated current	Pack size	Weight kg/100 u.	PG	Part No.
ABB Tmax T7 (1250 A), Emax E2 (1250 A), Siemens 3VA27 (1250 A)	1220 A	1	2900.0	05	32725
ABB Tmax T7 (1600 A), Emax E2 (1600 A), Siemens 3VA27 (1600 A)	1320 A	1	3140.0	05	32724

for rated currents see product description at www.woehner.com; adapters with phase rotation can also be used with connection to the system at the top

Eaton

Eaton NZM4 (1250 A)	1200 A	1	3000.0	05	32790
Eaton NZM4 (1600 A)	1400 A	1	3150.0	05	32789

for rated currents see product description at www.woehner.com; adapters with phase rotation can also be used with connection to the system at the top

Schneider Electric

Schneider Electric NS1250	1200 A	1	2900.0	05	32721
Schneider Electric NS1600	1400 A	1	3140.0	05	32720

for rated currents see product description at www.woehner.com; adapters with phase rotation can also be used with connection to the system at the top

Siemens

Siemens 3VL7 (1250 A)	1150 A	1	3172.0	05	32749
Siemens 3VL8 (1600 A)	1320 A	1	3382.0	05	32748
ABB Tmax T7 (1250 A), Emax E2 (1250 A), Siemens 3VA27 (1250 A)	1220 A	1	2900.0	05	32725
ABB Tmax T7 (1600 A), Emax E2 (1600 A), Siemens 3VA27 (1600 A)	1320 A	1	3140.0	05	32724

for rated currents see product description at www.woehner.com; adapters with phase rotation can also be used with connection to the system at the top

Accessories, cover IP20

Article	Type	Pack size	Weight kg/100 u.	PG	Part No.
IP20 Protection cover (front) for adapter, incl. 3 top covers	for ABB Tmax T6, T7	1	125.6	05	32700
	for Eaton NZM4, Legrand DPX ³ 1600, GE FK1600	1	123.8	05	32701
	for Schneider Electric NS630B - NS1600	1	122.8	05	32702
IP20 Protection cover (front) for adapter, incl. 3 top covers	for Siemens 3VL7, 3VL8	1	123.0	05	32703
	for Siemens 3VL5, 3VL6	1	128.0	05	32706
	for Siemens 3VA25	1	128.0	05	32705
touch-safe protection shroud IP20 (rear installation)	for all adapters	1	9.0	05	32704

Current transformer, with terminals

Type	Accuracy class	Rated apparent power	Pack size	Weight kg/100 u.	PG	Part No.
current transformer 630 A / 5 A	1	5.00 VA	1	14.0	23	32983
current transformer 800 A / 5 A			1	14.0	23	32984
current transformer 1000 A / 5 A			1	14.0	23	32985
current transformer 1250 A / 5 A			1	14.0	23	32986
current transformer 1600 A / 5 A			1	14.0	23	32987

depending on the adapter type, 1 or 2 current transformers can be used per phase; see adapter product description at www.woehner.com

all devices can be mounted directly on busbars 30, 40, 60, 80, 100, 120 x 10
for further information on current carrying capacity, see product specifications at www.woehner.com



QUADRON®185Power CrossLink® - NH in-line fuse-switch-disconnectors, size 00

3-pole switchable, 1-pole switchable or open



NH in-line fuse-switch-disconnector, size 00, 3-pole switchable, for drill-free mounting, connection at bottom / top

Type	Size	Rated current	Pack size	Weight kg/100 u.	PG	Part No.
screw M8, high version	* NH 00	160 A	1	261.5	12	33700
box terminal 70 mm ² , high version	* NH 00	160 A	1	261.8	12	33770
screw M8, flat version	NH 00	160 A	1	218.2	12	33704
box terminal 70 mm ² , flat version	NH 00	160 A	1	217.4	12	33773

terminal clamps required for mounting
* current transformer can be integrated

NH in-line fuse-switch-disconnector, size 00, 3-pole switchable, for drill-free mounting, with fuse monitoring, connection at bottom / top

Type	Size	Rated current	Pack size	Weight kg/100 u.	PG	Part No.
screw M8, high version	* NH 00	160 A	1	270.0	12	33720
box terminal 70 mm ² , high version	* NH 00	160 A	1	270.0	12	33771
screw M8, flat version	NH 00	160 A	1	220.0	12	33724
box terminal 70 mm ² , flat version	NH 00	160 A	1	220.0	12	33774

terminal clamps required for mounting
* current transformer can be integrated

NH in-line fuse-switch-disconnector, size 00, 1-pole switchable, for drill-free mounting, connection at bottom / top

Type	Size	Rated current	Pack size	Weight kg/100 u.	PG	Part No.
screw M8, high version	* NH 00	160 A	1	255.5	12	33715
box terminal 70 mm ² , high version	* NH 00	160 A	1	256.3	12	33772
screw M8, flat version	NH 00	160 A	1	211.4	12	33719
box terminal 70 mm ² , flat version	NH 00	160 A	1	212.0	12	33775

terminal clamps required for mounting
* current transformer can be integrated

NH fuse-base, size 00, open version, for drill-free mounting, connection at bottom / top

Type	Size	Rated current	Pack size	Weight kg/100 u.	PG	Part No.
screw M8, flat version	NH 00	160 A	1	190.0	12	33705

terminal clamps required for mounting



CrossLink® terminal clamp, for drill-free mounting on the busbar system

Article	Type	Size	Pack size	Weight kg/100 u.	PG	Part No.
CrossLink® terminal clamp IP20	for busbar systems with touch-safe protection	00	3	4.4	12	33765

for mounting of one device on the CrossLink® touch-safe protection cover modules 3 clamps required

QUADRON®185Power - NH in-line fuse-switch-disconnectors, size 00

3-pole switchable, 1-pole switchable or open



NH in-line fuse-switch-disconnector, size 00, 3-pole switchable, screw connection M8, connection at bottom / top

Type	Size	Rated current	Pack size	Weight kg/100 u.	PG	Part No.
screw M8, high version	* NH 00	160 A	1	261.5	12	33700
box terminal 70 mm ² , high version	* NH 00		1	261.8	12	33770
screw M8, flat version	NH 00		1	218.2	12	33704
box terminal 70 mm ² , flat version	NH 00		1	217.4	12	33773

terminal clamps enable drill-free mounting
* current transformer can be integrated

NH in-line fuse-switch-disconnector, size 00, 3-pole switchable, screw connection M8, with fuse monitoring, connection at bottom / top

Type	Size	Rated current	Pack size	Weight kg/100 u.	PG	Part No.
screw M8, high version	* NH 00	160 A	1	270.0	12	33720
box terminal 70 mm ² , high version	* NH 00		1	270.0	12	33771
screw M8, flat version	NH 00		1	220.0	12	33724
box terminal 70 mm ² , flat version	NH 00		1	220.0	12	33774

terminal clamps enable drill-free mounting
* current transformer can be integrated

NH in-line fuse-switch-disconnector, size 00, 1-pole switchable, screw connection M8, connection at bottom / top

Type	Size	Rated current	Pack size	Weight kg/100 u.	PG	Part No.
screw M8, high version	* NH 00	160 A	1	255.5	12	33715
box terminal 70 mm ² , high version	* NH 00		1	256.3	12	33772
screw M8, flat version	NH 00		1	211.4	12	33719
box terminal 70 mm ² , flat version	NH 00		1	212.0	12	33775

terminal clamps enable drill-free mounting
* current transformer can be integrated

NH fuse-base, size 00, open version, screw connection M8, connection at bottom / top

Type	Size	Rated current	Pack size	Weight kg/100 u.	PG	Part No.
screw M8, flat version	NH 00	160 A	1	190.0	12	33705

terminal clamps enable drill-free mounting



Accessory terminal clamp, for drill-free mounting on the busbar system

Article	Type	Size	Pack size	Weight kg/100 u.	PG	Part No.
terminal clamp	for busbar systems without system covers	00	3	14.0	12	33739

for mounting of one device 3 clamps required

QUADRON®185Power CrossLink® - NH in-line fuse-switch-disconnectors, size 1 - 3

3-pole switchable, 1-pole switchable or open



NH in-line fuse-switch-disconnector, size 1 - 3, 3-pole switchable, for drill-free mounting, connection at bottom / top

Type	Size	Rated current	Pack size	Weight kg/100 u.	PG	Part No.
screw M12	NH 1	250 A	1	480.0	12	33701
screw M12	NH 2	400 A	1	480.0	12	33702
screw M12	NH 3	630 A	1	582.3	12	33703

terminal clamps enable drill-free mounting

NH in-line fuse switch-disconnector, size 1 - 3, 3-pole switchable, for drill-free mounting, with fuse monitoring, connection at bottom / top

Type	Size	Rated current	Pack size	Weight kg/100 u.	PG	Part No.
screw M12	NH 1	250 A	1	540.0	12	33721
screw M12	NH 2	400 A	1	540.0	12	33722
screw M12	NH 3	630 A	1	640.0	12	33723

terminal clamps enable drill-free mounting

NH in-line fuse-switch-disconnector, size 1 - 3, 1-pole switchable, for drill-free mounting, connection at bottom / top

Type	Size	Rated current	Pack size	Weight kg/100 u.	PG	Part No.
screw M12	NH 1	250 A	1	495.0	12	33716
screw M12	NH 2	400 A	1	502.0	12	33717
screw M12	NH 3	630 A	1	574.0	12	33718

terminal clamps enable drill-free mounting

Double NH in-line fuse-switch-disconnector, 1250 A, 3-pole switchable, for drill-free mounting, connection at bottom

Type	Size	Rated current	Pack size	Weight kg/100 u.	PG	Part No.
screw M12, incl. terminal compartment cover	NH 3	1250 A	1	1556.0	12	33731

terminal clamps enable drill-free mounting, 6 off required per unit

NH in-line fuse-base, size 1 - 3, open version, for drill-free mounting, connection at bottom / top

Type	Size	Rated current	Pack size	Weight kg/100 u.	PG	Part No.
screw M12	NH 1	250 A	1	365.0	12	33706
screw M12	NH 2	400 A	1	375.1	12	33707
screw M12	NH 3	630 A	1	450.0	12	33708

terminal clamps enable drill-free mounting



CrossLink® terminal clamp, for drill-free mounting on the busbar system

Article	Type	Size	Pack size	Weight kg/100 u.	PG	Part No.
CrossLink® terminal clamp	for busbar systems with CrossLink® touch-safe protection	1 - 3	3	15.0	12	33738

for mounting of one device on the CrossLink® touch-safe protection cover modules 3 clamps required

all devices can be mounted directly on busbars 30, 40, 60, 80, 100, 120 x 10

QUADRON®185Power - NH in-line fuse-switch-disconnectors, size 1 - 3

3-pole switchable, 1-pole switchable or open



NH in-line fuse-switch-disconnector, size 1 - 3, 3-pole switchable, screw connection M12, connection at bottom / top

Type	Size	Rated current	Pack size	Weight kg/100 u.	PG	Part No.
screw M12	NH 1	250 A	1	480.0	12	33701
screw M12	NH 2	400 A	1	480.0	12	33702
screw M12	NH 3	630 A	1	582.3	12	33703

terminal clamps enable drill-free mounting

NH in-line fuse-switch-disconnector, size 1 - 3, 3-pole switchable, screw connection M12, with fuse monitoring, connection at bottom / top

Type	Size	Rated current	Pack size	Weight kg/100 u.	PG	Part No.
screw M12	NH 1	250 A	1	540.0	12	33721
screw M12	NH 2	400 A	1	540.0	12	33722
screw M12	NH 3	630 A	1	640.0	12	33723

terminal clamps enable drill-free mounting

NH in-line fuse-switch-disconnector, size 1 - 3, 1-pole switchable, screw connection M12, connection at bottom / top

Type	Size	Rated current	Pack size	Weight kg/100 u.	PG	Part No.
screw M12	NH 1	250 A	1	495.0	12	33716
screw M12	NH 2	400 A	1	502.0	12	33717
screw M12	NH 3	630 A	1	574.0	12	33718

terminal clamps enable drill-free mounting

Double NH in-line fuse-switch-disconnector, 1250 A, 3-pole switchable, screw connection M12, connection at bottom

Type	Size	Rated current	Pack size	Weight kg/100 u.	PG	Part No.
screw M12, incl. terminal compartment cover	NH 3	1250 A	1	1556.0	12	33731

terminal clamps enable drill-free mounting, 6 off required per unit

NH in-line fuse-base, size 1 - 3, open version, screw connection M12, connection at bottom / top

Type	Size	Rated current	Pack size	Weight kg/100 u.	PG	Part No.
screw M12	NH 1	250 A	1	365.0	12	33706
screw M12	NH 2	400 A	1	375.1	12	33707
screw M12	NH 3	630 A	1	450.0	12	33708

terminal clamps enable drill-free mounting



Accessory terminal clamp, for drill-free mounting on the busbar system

Article	Type	Size	Pack size	Weight kg/100 u.	PG	Part No.
terminal clamp	for busbar systems without system covers	1 - 3	3	10.0	12	33740

for mounting of one device 3 clamps required

all devices can be mounted directly on busbars 30, 40, 60, 80, 100, 120 x 10

QUADRON®185Power - Accessories, size 00

3-pole, 1-pole switchable and open version



Accessories

Article	Type	Size	Pack size	Weight kg/100 u.	PG	Part No.
clamp connector	* for Cu 16 - 70 mm ²	00	3	1.5	09	33755
wedge clamp terminal	* for Cu and Al 10 - 95 mm ²	00	3	3.0	12	33734
terminal compartment cover, high version, connection bottom	for 33700, 33715, 33720, 33770, 33771, 33772 and QUADRON®185Power Speed size 00	00	1	18.2	12	33732
terminal compartment cover, flat version, connection bottom	for 33704, 33705, 33719, 33724, 33773, 33774, 33775	00	1	13.4	12	33725
terminal compartment cover, high version, connection top	for 33700, 33715, 33720, 33770, 33771, 33772	00	1	13.4	12	33726
terminal compartment cover, flat version, connection top	for 33704, 33705, 33719, 33724, 33773, 33774, 33775	00	1	13.4	12	33727
pilot switch	changeover 250 V AC / 5 A, 30 V DC / 4 A	000 - 3	1	1.1	09	33156
lateral bearing strip	for front covers	00 - 3	2	10.7	12	33758
lateral cover support	for front covers	00 - 3	4	0.5	12	33113
grip lug cover	** for NH base and 33705	00	30	1.2	10	79448
plug support with mounting rail	for CT wiring	00	1	2.8	12	33766
component support with mount. rails	for fuse monitoring and CT wiring	00	1	5.5	12	33767

when using aluminium conductors, observe the maintenance instructions (see appendix subsection "Conductor connections")

* can only be used for size 00 with connection screws M8

** 1 piece required per fuse

Current transformer (can be integrated), with terminal

Type	Accuracy class	Rated apparent power	Pack size	Weight kg/100 u.	PG	Part No.
current transformer 80 A / 5 A	1	2.50 VA	1	14.0	23	33741
current transformer 150 A / 5 A			1	14.0	23	33742
current transformer 100 A / 5 A	0.5	1.50 VA	1	28.0	23	33749
current transformer 150 A / 5 A			1	28.0	23	33751
current transformer 100 A / 5 A, with decl. of conformity			1	28.0	23	33750
current transformer 150 A / 5 A, with decl. of conformity			1	28.0	23	33752

current transformers with declaration of conformity: national laws must be observed; in addition to the net price of the current transformers, the following cost are charged per transformer for the declaration of conformity, the costs cannot be discounted: current transformers up to 500 A: EUR 37; current transformers from 500 A to 1000 A: EUR 54
Current transformer with accuracy class 0.5s with declaration of conformity on request

Double adapter, for NH in-line fuse-switch-disconnector, size 00

for 2 devices size NH 00	00	1	55.0	12	33728
--------------------------	----	---	------	----	--------------

Current transformer, for double adapter, with leads

Type	Accuracy class	Rated apparent power	Pack size	Weight kg/100 u.	PG	Part No.
current transformer 150 A / 5 A	* 1	1.50 VA	1	14.0	23	33744

current transformers with declaration of conformity: national laws must be observed; in addition to the net price of the current transformers, the following cost are charged per transformer for the declaration of conformity, the costs cannot be discounted: current transformers up to 500 A: EUR 37; current transformers from 500 A to 1000 A: EUR 54
Current transformer with accuracy class 0.5s with declaration of conformity on request

* with leads 2.5 mm², 1.50 m long

QUADRON®185Power - Accessories, size 1 - 3

3-pole switchable, 1-pole switchable or open



Accessories

Article	Type	Size	Pack size	Weight kg/100 u.	PG	Part No.
box terminal	* for Cu and Al 70 - 240 mm ²	1 - 3	3	14.5	12	33735
box terminal	* for Cu and Al 120 - 300 mm ²	1 - 3	3	25.5	12	33736
terminal compartment cover	universal for NH-rails size 1 - 3 and connection rail 800 A	1 - 3	1	30.0	12	33733
pilot switch	changeover 250 V AC / 5 A, 30 V DC / 4 A	000 - 3	1	1.1	09	33156
lateral bearing strip	for front covers	00 - 3	2	10.7	12	33758
lateral cover support	for front covers	00 - 3	4	0.5	12	33113
grip lug cover	for 33706, 33707, 33708	00	6	57.5	12	33759
rear touch-safe protection cover	** rear protection for Phase L1	1 - 3	5	0.0	12	33761
plug support with mounting rail	for CT wiring	1 - 3	1	8.8	12	33768
component support with mounting rails	for fuse monitor and CT wiring	1 - 3	1	9.0	12	33769

* when using aluminium conductors, observe the maintenance instructions (see chapter 8 - Appendix subsection "Conductor connections")

** to get rear finger safety in combination with CrossLink® touch-safe protection modules



Current transformer, for NH inline fuse-switch-disconnector size 1 - 3, with terminals

Article	Accuracy class	Rated apparent power	Pack size	Weight kg/100 u.	PG	Part No.	
current transformer 150 A / 5 A	*	1.50 VA	1	14.0	23	33744	
current transformer 200 A / 5 A			2.50 VA	1	13.5	23	37212
current transformer 250 A / 5 A				1	13.5	23	37213
current transformer 400 A / 5 A				1	13.5	23	37214
current transformer 500 A / 5 A				1	13.5	23	37215
current transformer 600 A / 5 A				1	13.5	23	37216
current transformer 200 A / 5 A				0.5	1	13.5	23
current transformer 250 A / 5 A		1			13.5	23	37220
current transformer 400 A / 5 A		1	13.5		23	37221	
current transformer 500 A / 5 A		1	13.5		23	37222	
current transformer 600 A / 5 A		1	13.5		23	37223	
current transformer 200 A / 5 A, with decl. of conformity		1	13.5		23	37232	
current transformer 250 A / 5 A, with decl. of conformity		1	13.5		23	37233	
current transformer 400 A / 5 A, with decl. of conformity		1	13.5	23	37234		
current transformer 500 A / 5 A, with decl. of conformity	1	13.5	23	37235			

further current transformers in other accuracy classes or with declaration of conformity see chapter 7 "Accessories"

* with leads 2.5 mm², 1.50 m long

Current transformer module, with terminal compartment cover, for NH in-line fuse-switch-disconnectors size 1 - 3

universal current transformer module	for mounting in the connection compartment	1 - 3	1	170.0	18	33776
--------------------------------------	--	-------	---	-------	----	--------------

for matching transformer see page 4.20

QUADRON®185Power Speed CrossLink® - NH switch-disconnector-fuses, size 00

with snap-action switch mechanism



In-line switch-disconnector-fuse NH, size 00, 3-pole switchable,
clamp connection for drill-free mounting **with and without CrossLink® touch-safe protection modules**

Type	Size	Rated current	Pack size	Weight kg/100 u.	PG	Part No.
high version, connection bottom M8	* NH 00	160 A	1	504.0	18	33614
high version, connection top M8	* NH 00		1	459.0	18	33616
flat version, connection bottom M8	NH 00		1	455.3	18	33610
flat version, connection top M8	NH 00		1	467.0	18	33612

with three terminal clamps with insulated screw extension for mounting on the busbar system
* current transformer, can be integrated; combinable with sizes 1 - 3

In-line switch-disconnector-fuse NH size 00, 3-pole switchable, with fuse monitoring,
clamp connection for drill-free mounting **with and without CrossLink® touch-safe protection modules**

Type	Size	Rated current	Pack size	Weight kg/100 u.	PG	Part No.
high version, connection bottom M8	NH 00	160 A	1	481.5	18	33624
high version, connection top M8	NH 00		1	480.0	18	33626
flat version, connection bottom M8	NH 00		1	449.0	18	33620
flat version, connection top M8	NH 00		1	454.0	18	33622

all devices can be mounted directly on busbars 30, 40, 60, 80, 100, 120 x 10
fuse links are not included in the scope of delivery

QUADRON®185Power Speed - NH switch-disconnector-fuses size 00

with snap-action switch mechanism



In-line switch-disconnector-fuse NH size 00, 3-pole switchable,
screw connection M8

Type	Size	Rated current	Pack size	Weight kg/100 u.	PG	Part No.
high version, connection bottom M8	* NH 00	160 A	1	462.5	18	33615
high version, connection top M8	* NH 00		1	450.0	18	33617
flat version, connection bottom M8	NH 00		1	409.0	18	33611
flat version, connection top M8	NH 00		1	415.5	18	33613

with three screws for mounting on the busbar system
* current transformer, can be integrated; combinable with sizes 1 - 3

In-line switch-disconnector-fuse NH size 00, 3-pole switchable, with fuse monitoring,
screw connection M8

Type	Size	Rated current	Pack size	Weight kg/100 u.	PG	Part No.
high version, connection bottom M8	* NH 00	160 A	1	485.0	18	33625
high version, connection top M8	* NH 00		1	483.5	18	33627
flat version, connection bottom M8	NH 00		1	443.0	18	33621
flat version, connection top M8	NH 00		1	448.0	18	33623

with three screws for mounting on the busbar system
* current transformer, can be integrated; combinable with sizes 1 - 3

all devices can be mounted directly on busbars 30, 40, 60, 80, 100, 120 x 10
fuse links are not included in the scope of delivery

QUADRON®185Power Speed CrossLink® - NH switch-disconnector-fuses, size 1 - 3

with snap-action switch mechanism



In-line switch-disconnector-fuse NH size 1 - 3, 3-pole switchable,
clamp connection for drill-free mounting **with and without CrossLink® touch-safe protection modules**

Type	Size	Rated current	Pack size	Weight kg/100 u.	PG	Part No.
connection bottom M12	NH 1	250 A	1	1176.0	18	33630
connection top M12	NH 1		1	1194.0	18	33631
connection bottom M12	NH 2	400 A	1	1250.0	18	33632
connection top M12	NH 2		1	1361.0	18	33633
connection bottom M12	NH 3	630 A	1	1421.0	18	33634
connection top M12	NH 3		1	1481.0	18	33635

CrossLink® terminal clamp required for mounting

In-line switch-disconnector-fuse NH size 1 - 3, 3-pole switchable, with fuse monitoring,
clamp connection for drill-free mounting **with and without CrossLink® touch-safe protection modules**

Type	Size	Rated current	Pack size	Weight kg/100 u.	PG	Part No.
connection bottom M12	NH 1	250 A	1	1267.0	18	33636
connection top M12	NH 1		1	1285.0	18	33637
connection bottom M12	NH 2	400 A	1	1420.0	18	33638
connection top M12	NH 2		1	1452.0	18	33639
connection bottom M12	NH 3	630 A	1	1512.0	18	33640
connection top M12	NH 3		1	1572.0	18	33641

CrossLink® terminal clamp required for mounting



CrossLink® terminal clamp, for free mounting on the busbar system

Article	Type	Size	Pack size	Weight kg/100 u.	PG	Part No.
mounting set with 3 terminal clamps	for drill-less mounting on the busbar system, with and without CrossLink® touch-safe protection covers	1 - 3	1	51.0	18	33651
insulated screw extension for terminal clamp	for safe live working with standard tools	1 - 3	3	5.8	18	33652

for mounting of one device on the CrossLink® touch-safe protection cover modules 3 clamps required

all devices can be mounted directly on busbars 30, 40, 60, 80, 100, 120 x 10
fuse links are not included in the scope of delivery

QUADRON®185Power Speed - NH switch-disconnector-fuses size 1 - 3

with snap-action switch mechanism



In-line switch-disconnector-fuse NH size 1 - 3, 3-pole switchable,
screw connection M12

Type	Size	Rated current	Pack size	Weight kg/100 u.	PG	Part No.
connection bottom M12	NH 1	250 A	1	1176.0	18	33630
connection top M12	NH 1		1	1194.0	18	33631
connection bottom M12	NH 2	400 A	1	1250.0	18	33632
connection top M12	NH 2		1	1361.0	18	33633
connection bottom M12	NH 3	630 A	1	1421.0	18	33634
connection top M12	NH 3		1	1481.0	18	33635

mounting set with 3 screws required

In-line switch-disconnector-fuse NH size 1 - 3, 3-pole switchable, screw connection, with fuse monitoring,
screw connection M12

Type	Size	Rated current	Pack size	Weight kg/100 u.	PG	Part No.
connection bottom M12	NH 1	250 A	1	1267.0	18	33636
connection top M12	NH 1		1	1285.0	18	33637
connection bottom M12	NH 2	400 A	1	1420.0	18	33638
connection top M12	NH 2		1	1452.0	18	33639
connection bottom M12	NH 3	630 A	1	1512.0	18	33640
connection top M12	NH 3		1	1572.0	18	33641

mounting set with 3 screws required



Mounting set, for mounting on the busbar system

Article	Type	Size	Pack size	Weight kg/100 u.	PG	Part No.
mounting set with 3 bolts	for busbar connection on drilled busbars, including positioner	1 - 3	1	31.4	18	33650

all devices can be mounted directly on busbars 30, 40, 60, 80, 100, 120 x 10
fuse links are not included in the scope of delivery

QUADRON®185Power Speed - Accessories size 00



Accessories

Article	Type	Size	Pack size	Weight kg/100 u.	PG		Part No.
terminal compartment cover, high version, connection bottom	for 33700, 33715, 33720, 33770, 33771, 33772 and QUADRON®185Power Speed size 00	00	1	18.2	12		33732
rear touch-safe protection	* for terminal compartment		1	7.0	18		33653
clamp connector	* for Cu 16 - 70 mm ²		3	1.5	09		33755
wedge clamp terminal	* for Cu and Al 10 - 95 mm ²		3	3.0	12		33734
bearing area extension, top	for front covers		1	0.9	18		33645
lateral bearing strip	for front covers	00 - 3	2	10.7	12		33758
lateral cover support	for front covers		4	0.5	12		33113
pilot switch	changeover 250 V AC / 5 A, 30 V DC / 4 A		1	2.9	18		33642

when using aluminium conductors, observe the maintenance instructions (see Appendix subsection "Conductor connections")
* can only be used for size 00 with connection screws M8

Current transformer (can be integrated), with terminal

Type	Accuracy class	Rated apparent power	Size	Pack size	Weight kg/100 u.	PG		Part No.
current transformer 80 A / 5 A	1	2.50 VA	00	1	14.0	23		33741
current transformer 150 A / 5 A				1	14.0	23		33742
current transformer 100 A / 5 A	0.5	1.50 VA		1	28.0	23		33749
current transformer 150 A / 5 A				1	28.0	23		33751
current transformer 100 A / 5 A, with decl. of conformity				1	28.0	23		33750
current transformer 150 A / 5 A, with decl. of conformity				1	28.0	23		33752

current transformers with declaration of conformity: national laws must be observed; in addition to the net price of the current transformers, the following cost are charged per transformer for the declaration of conformity, the costs cannot be discounted: current transformers up to 500 A: EUR 37; current transformers from 500 A to 1000 A: EUR 54
Current transformer with accuracy class 0.5s with declaration of conformity on request

Double adapter, for NH in-line fuse-switch-disconnector, size 00

for 2 devices size NH 00	00	1	55.0	12		33728
--------------------------	----	---	------	----	--	--------------

Current transformer, for double adapter, with leads

Type	Accuracy class	Rated apparent power	Size	Pack size	Weight kg/100 u.	PG		Part No.
current transformer 150 A / 5 A	1	1.50 VA	1 - 3	1	14.0	23		33744

current transformers with declaration of conformity: national laws must be observed; in addition to the net price of the current transformers, the following cost are charged per transformer for the declaration of conformity, the costs cannot be discounted: current transformers up to 500 A: EUR 37; current transformers from 500 A to 1000 A: EUR 54
Current transformer with accuracy class 0.5s with declaration of conformity on request

QUADRON®185Power Speed - Accessories, size 1 - 3



Current transformer, for In-line switch-disconnector-fuse NH size 1 - 3, with terminals

Article	Accuracy class	Rated apparent power	Pack size	Weight kg/100 u.	PG		Part No.
current transformer 200 A / 5 A	1	1.50 VA	1	10.4	23		37200
current transformer 250 A / 5 A			1	10.4	23		37201
current transformer 400 A / 5 A			1	10.4	23		37202
current transformer 500 A / 5 A	1		10.4	23		37203	
current transformer 200 A / 5 A	0.5		1	10.4	23		37204
current transformer 250 A / 5 A			1	10.4	23		37205
current transformer 400 A / 5 A			1	10.4	23		37206
current transformer 500 A / 5 A			1	10.4	23		37207
current transformer 200 A / 5 A, with decl. of conformity			1	10.4	23		37208
current transformer 250 A / 5 A, with decl. of conformity			1	10.4	23		37209
current transformer 400 A / 5 A, with decl. of conformity		1	10.4	23		37210	
current transformer 500 A / 5 A, with decl. of conformity	1	10.4	23		37211		

current transformers with declaration of conformity: national laws must be observed; in addition to the net price of the current transformers, the following cost are charged per transformer for the declaration of conformity, the costs cannot be discounted: current transformers up to 500 A: EUR 37; current transformers from 500 A to 1000 A: EUR 54
Current transformer with accuracy class 0.5s with declaration of conformity on request



Current transformer module, for QUADRON®185Power Speed - NH switch-disconnector fuse, size 1 - 3, with terminal compartment cover

Article	Type	Size	Pack size	Weight kg/100 u.	PG		Part No.
universal current transformer module	for mounting in the connection compartment	1 - 3	1	170.0	18		33776

including front and rear cover

Current transformer (can be integrated), with terminal

Type	Accuracy class	Rated apparent power	Pack size	Weight kg/100 u.	PG		Part No.
current transformer 200 A / 5 A	1	2.50 VA	1	13.5	23		37212
current transformer 250 A / 5 A			1	13.5	23		37213
current transformer 400 A / 5 A			1	13.5	23		37214
current transformer 500 A / 5 A			1	13.5	23		37215
current transformer 600 A / 5 A			1	13.5	23		37216
current transformer 800 A / 5 A	0.5		1	13.5	23		37217
current transformer 200 A / 5 A			1	13.5	23		37219
current transformer 250 A / 5 A			1	13.5	23		37220
current transformer 400 A / 5 A			1	13.5	23		37221
current transformer 500 A / 5 A			1	13.5	23		37222
current transformer 600 A / 5 A		1	13.5	23		37223	
current transformer 800 A / 5 A		1	13.5	23		37224	